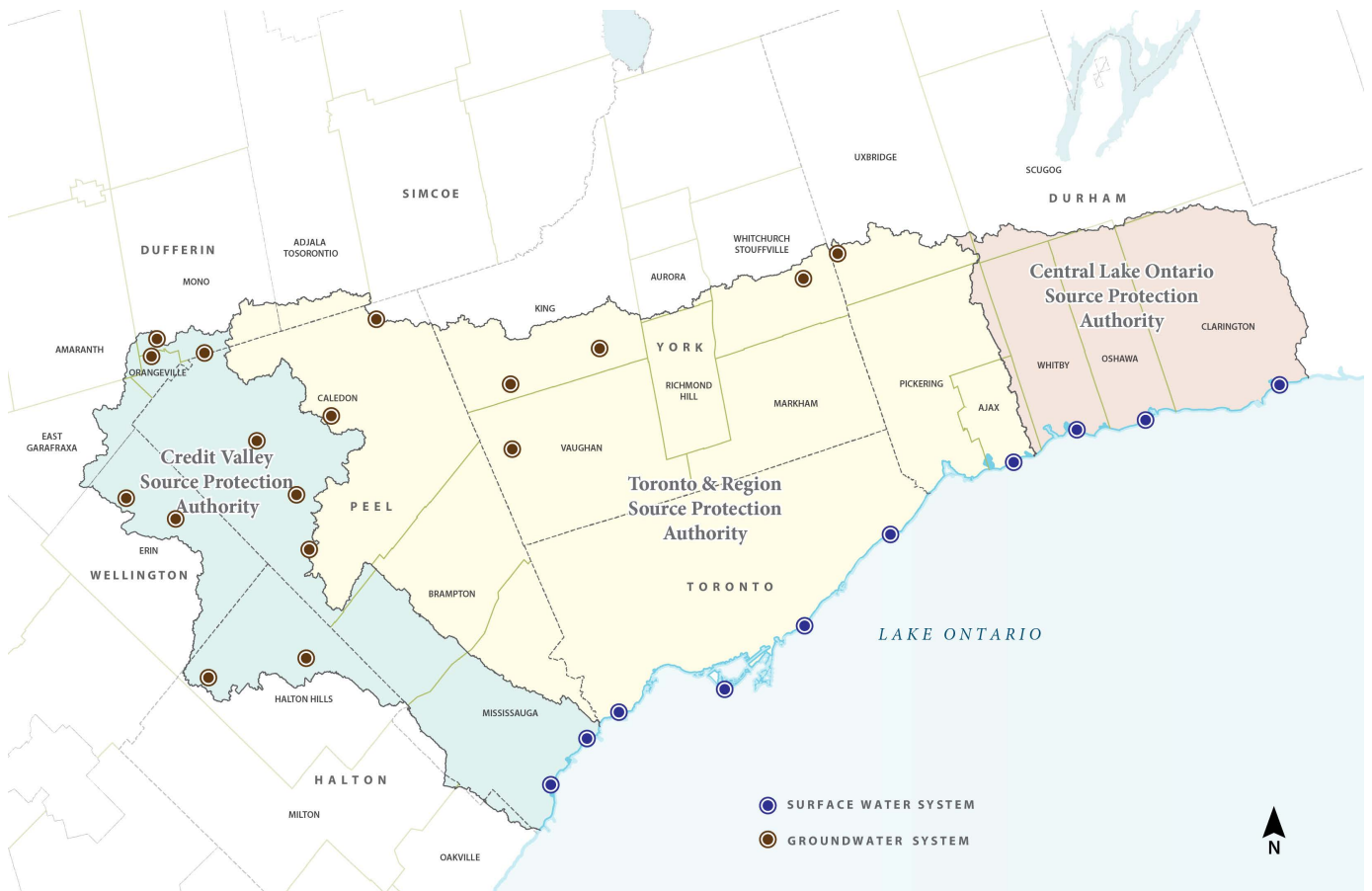


# Source Protection Annual Progress Report |

## I. Introduction




## II. A message from your local Source Protection Committee

Our progress score on achieving source protection plan objectives this reporting period:

**P : Progressing Well/On Target** – The majority of the source protection plan policies have been implemented and/or are progressing.


**S : Satisfactory** – Some of the source protection plan policies have been implemented and/or are progressing.

**L : Limited progress** – A few of source protection plan policies have been implemented and/or are progressing.



III. Our Watershed

To learn more, please read our assessment report(s) and source protection plan(s).



IV. At a Glance: Progress on Source Protection Plan Implementation

**1. Source Protection Plan Policies**

**2. Municipal Progress: Addressing Risks on the Ground**

**3. Septic Inspections**

[Empty rectangular box for Septic Inspections content]

**4. Risk Management Plans**

[Empty rectangular box for Risk Management Plans content]

**5. Provincial Progress: Addressing Risks on the Ground**



**6. Source Protection Awareness and Change in Behaviour**



**7. Source Protection Plan Policies: Summary of Delays**

--

**8. Source Water Quality: Monitoring and Actions**





**9. Science-based Assessment Reports: Work Plans**



**10. More from the Watershed**

To learn more about our source protection region/area, visit our [Homepage](#).





Calibration Cruise



Planners Working Group



Signing  
RMP



Threat Verification Visit